



**TELEPHONE 01724 270500**

Not wanting to be a follower of other companies, the Pinnacle roof system has been designed by Eurocell's in house technical and design teams with cutting edge features and market leading benefits that mean a Pinnacle conservatory is the best that money can buy. Clean, aesthetic lines enhance the natural character of your home, whilst providing an extra light and airy space for you and your family.

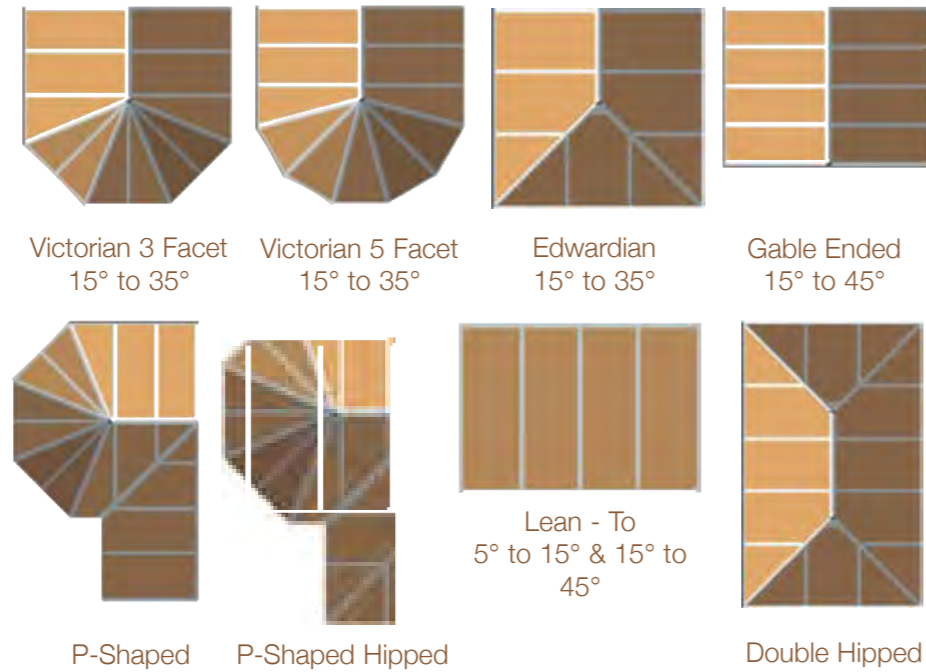


# Styles and Shapes

Victorian, Edwardian, Gable Ended, P-Shaped, Hipped & Lean-To

The Pinnacle bespoke conservatory roof system offers you a choice of Victorian, Edwardian, Gable Ended, P-Shaped, P-Shaped Hipped, Double Hipped and Lean-To conservatories.

The extensive range of styles enables the right character of conservatory to be chosen for your home, whether you are looking for a Mediterranean style sun lounge or a more classical period extension to your property.




All our ridged conservatories range in size from 2.5m to 6m (using bolster bars) in width and from 2.5m to 6m (using bolster bars) in projection. Our Lean-To conservatory is available to any width with projections up to 3m standard maximum, 5m single bolster and 7m double bolster.



# Victorian Style Conservatories

A classical period extension to your property



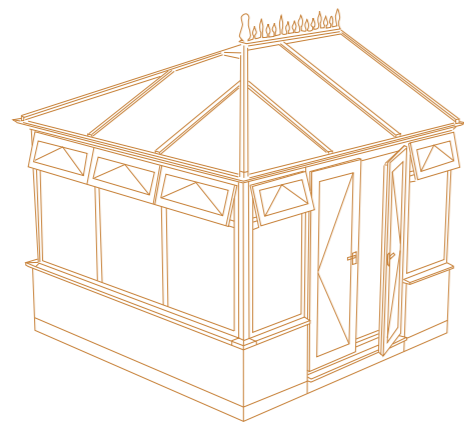
The Victorian style has a faceted projection which gives a distinct and interesting look to your conservatory. Available in 3 and 5 faceted versions, a Victorian style conservatory extends gently into any garden space.

Whether a simple 3x3m addition to your house or a grand edifice reminiscent of the large country house orangeries of the Victorians this style of conservatory is a great way to add an extra light and airy space to your home.



# Edwardian Style Conservatories

An elegant way to add space for your family



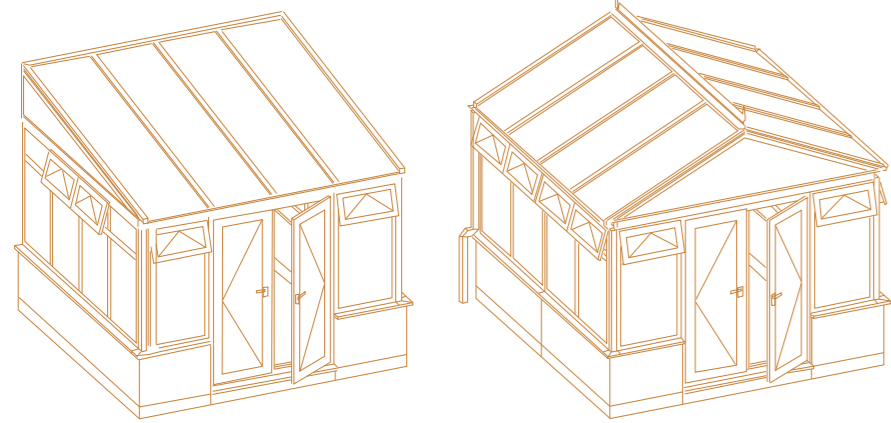
The Edwardian style has a square fronted projection which maximises the available space in your new conservatory. Capturing the elegant and dignified simplicity of the Edwardian architectural style this type of conservatory is often the most appropriate way to extend your home.

Edwardian conservatories create practical space whether small or large and are a great way to extend you and your family's enjoyment of your garden throughout the year.



# Lean-To & Gable Ended Conservatories

More options mean you get the conservatory you really want



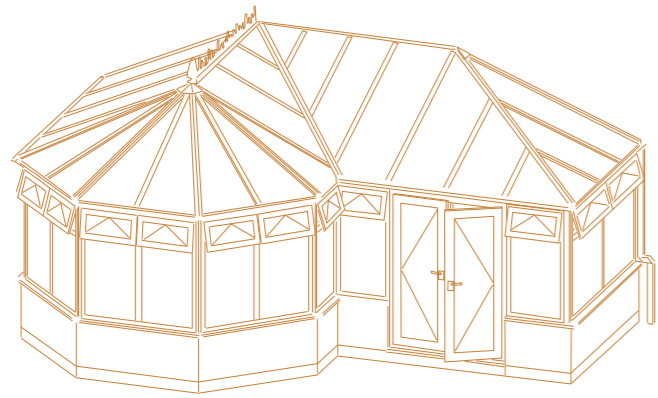
A Gable Ended conservatory's projection ends in the same way as the gable end of a house, going straight up at the front to meet the ridge of the roof at the top. This is a wonderfully simple style with an elegance all of its own.

Lean-to conservatories often run in straight lines along the back of a house. The ends of the Lean-to can be finished vertically or with either one or two hips (slopes) at the ends. Both these types of conservatories maximise the available space created.



# P-Shaped Conservatories

Extend in two directions in two styles



P-Shaped conservatories allow you to create multifunctional spaces that look as impressive from the outside as they do from within.

Often extending along the back or side of a house the projection can be in any of the usual conservatory styles; Victorian, Edwardian or Gable Ended. The leg of the P-Shape can either be finished vertically or with a slope called a hip to the roof. This style of conservatory gives you the greatest freedom to create the space you've dreamt of.





# Innovative

Innovative and with a fresh design approach, the Pinnacle system is designed to last and last.

Incorporating many unique features designed to protect your investment in your home, Pinnacle is the choice that makes sense.

Guttering and box gutter assemblies with fail safe designs; ensure that you never get water leaking inside your conservatory which brings peace of mind. Time saving features mean that the fitting team spend more time making sure the job is right rather than struggling against the system, so you end up with a first class installation. Pinnacle has been designed to be the best and BBA accreditation backs up the confidence in the product.





# State of the art

Manufactured using state of the art technology, Pinnacle is designed to be the best conservatory system available.

Produced by Eurocell Profiles, the Pinnacle system is made using the latest technologies in PVC-u manufacturing, by one of the UK's leading systems companies. From the very earliest stages of production a tight check is kept on every stage of manufacturing; ensuring consistent colour and quality. So you can be confident that every part of your conservatory is performing as it should to the high standards you would expect of a Pinnacle roof.



# One room, multiple uses

In this P-Shaped installation the Pinnacle conservatory roof system has been used to create two distinct areas; one a swimming pool and the other a relaxed dining area, both come together beautifully to create a stunning addition to the house.



# Extras

## Conservatory finishes & products

Achieve the exact look you want for your conservatory

### Colours

The Pinnacle conservatory roof system is available in a choice of 4 colours; traditional White or Mahogany, Golden Oak or Rosewood woodgrain finishes. You can also choose to have a woodgrained exterior with a clean white interior for the best of both worlds. All guttering and trims are naturally made in the same colours.



Golden Oak



Rosewood



Mahogany

### Crestings & Finials

The Pinnacle conservatory system is available with Tudor style crestings, giving a distinct look to your conservatory. Indicative of the commitment to quality behind the Pinnacle system, all crestings and finials are made in durable aluminium or hard wearing PVC-u designed to last for years and years.



### Ventilation & Fans

Good ventilation is vitally important, we offer a range of both mechanical and electrically operated roof vents in a range of sizes. These are designed to not only be efficient but also easy to use. Electric fans are designed to compliment the look of your conservatory and help keep you cool in the warmer months.



# Ancillaries

## Conservatory related products

Create the space you really want

### Windows & Doors

Designed and manufactured to the same stringent standards as the Pinnacle roof system the windows and doors used in your conservatory perfectly compliment the aesthetics of your roof and because they're manufactured in the same place the colour is guaranteed to match 100% of the time. Styles and options are almost limitless.



### Polycarbonate & Glass

The range of glazing options available covers traditional glass to high-tech modern polycarbonate alternatives in a range of thicknesses. Stained glass is also available as a great way to add character and style to the windows and doors in your conservatory, whether it's a period reproduction or something more whimsical.



### Window Boards

A wide range of window boards to compliment your new conservatory can be chosen to suit any style.

### Guttering

A unique guttering system designed for good looks and high performance finishes off the roof perfectly!







01724 270500

